

As of 31 Jan 2021

Portfolio: Uni-Global - Equities Europe

Benchmark: MSCI Europe

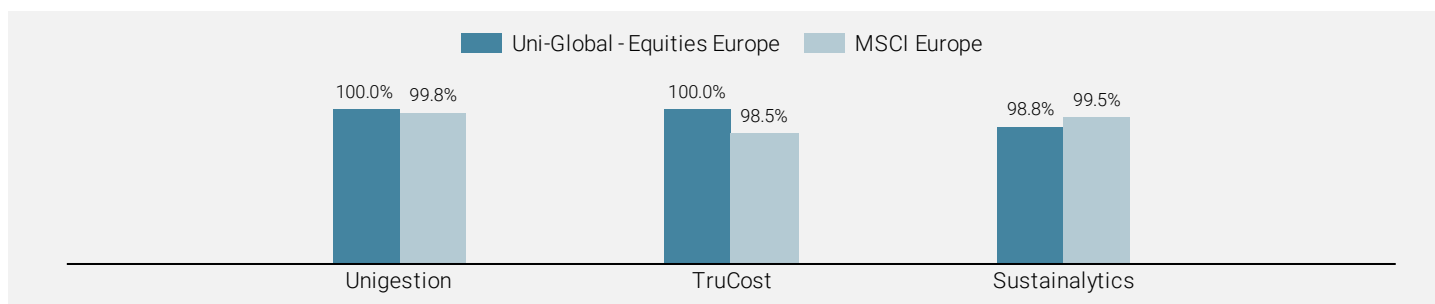
Morningstar Sustainability Rating



High

Data Coverage

Data coverage is defined as the sum of the weight in portfolio and index with available data for each vendor.

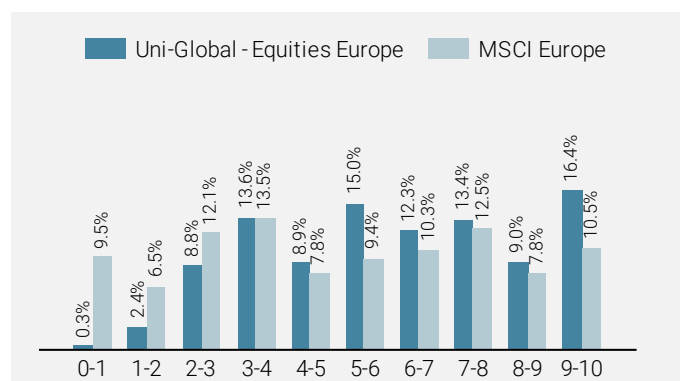
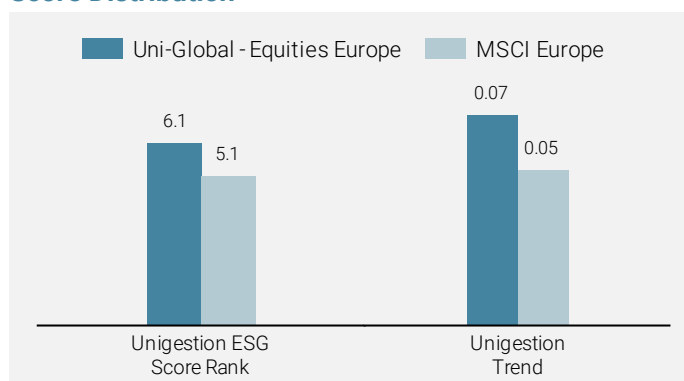


Unigestion ESG Score

Unigestion ESG Score is a proprietary computation shown in percentile. 10 is the best in class and 0 the worst in class. Unigestion Trend is the difference between the average improvement of the company over the short term (6 months) and the long term (24 months).

Source: Unigestion, Sustainalytics, TruCost.

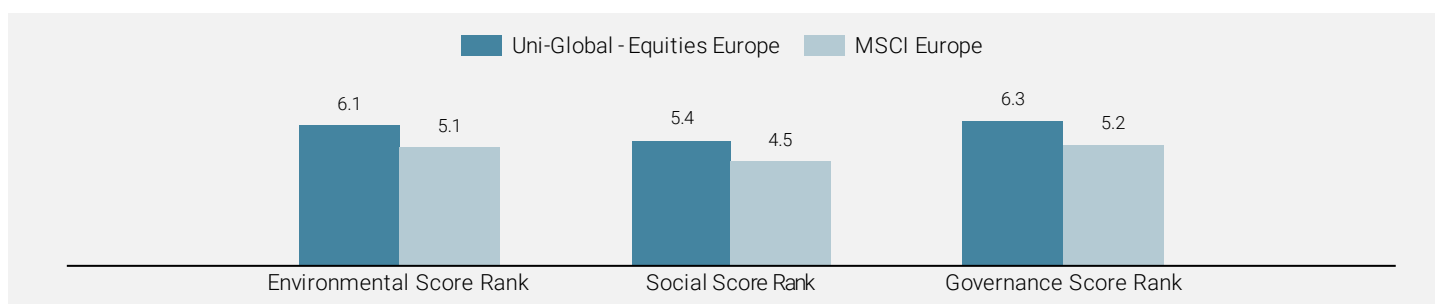
Score Distribution



Score Segregation

Unigestion ESG Score is comprised of 35% environmental criteria, 15% social criteria and 50% governance criteria.

ESG score ranking is used in portfolio construction and the building blocks are as below:



Top/Bottom Stocks

Top Contributors - Portfolio

Company Name	Weight	Score
Vonovia Se	2.25%	9.9
Wolters Kluwer Nv	1.89%	9.9
Itv Plc	0.30%	9.9

Worst Contributors - Portfolio

Company Name	Weight	Score
Bayer Motoren Werke Ag	0.70%	1.5
Volvo Ab	0.85%	1.4
Ryanair Holdings Plc	0.33%	0.3

Top Contributors - Benchmark

Company Name	Weight	Score
Relx Plc	0.50%	10.0
Pearson Plc	0.09%	9.9
Vonovia Se	0.36%	9.9

Worst Contributors - Benchmark

Company Name	Weight	Score
Bp Plc	0.78%	0.1
Arcelormittal	0.16%	0.0
Volkswagen Ag	0.43%	0.0

Carbon Footprint

Carbon intensity is the total emissions divided by revenue (in tons of CO2 equivalent by USD millions of sales). It includes direct and first tier indirect emissions. i.e. Scope 1 emissions (Direct Emissions) + Scope 2 (Emissions of Energy suppliers) + Direct upstream Scope 3 (Emissions of other direct suppliers).

	Portfolio (tCO2/mio USD sales)	Benchmark (tCO2/mio USD sales)
Total footprint (direct and first tier indirect)	145	222
Scope 1 Intensity (own emissions)	43	111
Scope 2 intensity (Emissions of energy suppliers)	29	32
Scope 3 Upstream intensity (other indirect emissions)	171	174

Source: TruCost, Unigestion

Product Involvement

Product involvement is an approximate percentage of total revenue of companies' involvement in a range of products and business activities for screening purposes. The total levels for each involvement below is the weighted average of involvement levels in percentage of revenue and weight of the portfolio or benchmark

Product Classification		Portfolio (%)	Benchmark (%)	Active (%)
Restricted	Adult Entertainment	-	-	-
	Controversial Weapons	-	1.5	-1.5
	Predatory Lending	-	-	-
	Thermal Coal	-	0.1	-0.1
	Tobacco Products	-	1.2	-1.2
Monitored	Abortion	3.2	3.3	-0.1
	Alcoholic Beverages	6.1	3.0	3.1
	Animal Testing	30.9	29.7	1.3
	Arctic Oil & Gas Exploration	-	-	-
	Cannabis	-	-	-
	Contraceptives	4.1	5.4	-1.3
	Fur and Specialty Leather	-	-	-
	Gambling	-	0.6	-0.6
	Genetically Modified Plants and Seeds	-	-	-
	Human Embryonic Stem Cell and Fetal Tissue	8.9	10.7	-1.8
	Military Contracting	-	0.5	-0.5
	Nuclear	-	0.4	-0.4
	Oil & Gas	3.8	7.0	-3.2
	Oil Sands	-	-	-
	Palm Oil	-	-	-
	Pesticides	-	0.2	-0.2
	Pork Products	-	-	-
	Riot Control	-	0.2	-0.2
	Shale Energy	-	-	-
	Small Arms	-	-	-
	Whale Meat	-	-	-

Source: Sustainalytics, Unigestion

Controversies

Controversies identify involvement in incidents that may negatively impact the shareholders, the environment or company's operations.

It is the weighted average of controversy scores (1 = low, 2 = moderate, 3 = significant, 4 = high, 5 = severe) and weight of portfolio and benchmark. E stands for Environmental, S for Social and G for Governance. Controversies are used to penalize the ESG score within our process.

Source: Sustainalytics, Unigestion

		Portfolio	Benchmark	Active
Environmental	Environmental Supply Chain Incidents	0.3	0.3	0.1
	Operations Incidents	0.4	0.7	-0.3
	Product & Service Incidents	0.2	0.5	-0.3
Social	Customer Incidents	1.5	1.6	-0.1
	Employee Incidents	1.0	1.2	-0.2
	Social Supply Chain Incidents	0.4	0.6	-0.2
	Society & Community Incidents	0.6	1.2	-0.6
Governance	Business Ethics Incidents	1.1	1.5	-0.5
	Governance Incidents	0.3	0.6	-0.2
	Public Policy Incidents	0.2	0.3	-0.1

Highest Controversies

Portfolio

Company Name	Weight	Level	Controversy Subject
Sanofi	1.96%	4	Customer Incidents
Volvo Ab	0.85%	4	Society & Community Incidents
Bayer Motoren	0.70%	4	Customer Incidents

Benchmark

Company Name	Weight	Level	Controversy Subject
Bayer Ag	0.61%	5	Society & Community Incidents
Volkswagen Ag	0.43%	5	Product & Service Incidents/Business Ethics
Swedbank Ab	0.18%	5	Business Ethics Incidents



Investment Universe Exclusions

In line with our "Responsible Investment" policy, we have 2 Pillars of bottom-up considerations starting with initial investment universe of the fund:

Pillar I: Norm-based Screening

Norm-based screening is the process of excluding companies associated with key social or environmental issues.

According to the European Sustainable Investment Forum, it is the "screening of investments according to their compliance with international standards and norms".

Pillar II: Exclusionary Screening

Negative or exclusionary screening is the process of excluding companies from an investment universe based on our expectations regarding specific ESG-related risks.

		Number of excluded companies	Excluded weight as percentage
Pillar I	Adult Entertainment	0	0.00%
	Controversial Weapons	10	1.43%
	Predatory Lending	0	0.00%
	Thermal Coal	3	0.26%
	Tobacco Producers	6	1.03%
	UNGC non-compliant	5	0.71%
Pillar II	High-carbon emitters	13	0.87%
	Non-covered	55	0.86%
	Worst-in-class	40	5.99%
	Total (unique)	125	10.75%
	Universe	1020	100.00%
	% Universe	12.25%	10.75%

This section does not include client specific exclusions.

Source: Sustainalytics, MSCI, Unigestion

Sustainable Development Alignment (SDG)

SDG score indicates to what extent the portfolio or benchmark are aligned with 17 UN defined goals in terms of production and operation/management. Scores are from 0 to 100, the higher score the higher the alignment. It is the weighted average of the score. SDG scores are for monitoring purposes only and are not used in portfolio construction.

Source: Sustainalytics, Unigestion

Overall Score

