

UNI-GLOBAL - DEFENSIVE EUROPEAN EQUITIES IA-EUR

Fund of the part I Luxembourg SICAV, Uni-Global, UCITS compliant

Type	Equity	NAV	EUR 1,363.86	Total fund assets	EUR 152,032,842.90
Currency	EUR			Share class assets	EUR 171,205.01

ESG approach – Full Integration

Investments consider ESG/GHG exclusion from bottom up perspective and ESG/GHG tilt from top down, according to our 4 Pillar ESG integration approach. For more information please refer to our ESG policy (<https://www.unigestion.com/responsible-investment/policies-and-reporting/>).

SFDR classification: Article 8

The fund aims to fulfil SFDR Art. 8 requirements. Environmental and social characteristics are promoted in the fund. For more information please refer to Article 10 disclosures on our website (<https://www.unigestion.com/responsible-investment/policies-and-reporting/>).

INVESTMENT POLICY

The fund’s objective is to profit from opportunities offered by the European equity market. The portfolio is invested according to an active approach based on risk management, combining fundamental and quantitative analysis. The objective of the compartment is to outperform the index over the long term, with a lower level of volatility.

PERFORMANCE DISCLOSURE

*Performance is expressed in EUR, net of fees. Past performance is not an indication of future performance. The sub-fund is actively managed and references MSCI Europe Index (the “Index”) for comparison purposes only. Risk statistics on a weekly basis.

Share class Information	
ISIN of the share class	LU1705549571
Bloomberg ticker of the share class	UEUIAEU LX EQUITY
Domicile	LUXEMBOURG
Inception Date	20.11.2017
Registered for sale	AT, BE, CH, DE, DK, ES, FI, FR, GB, IE, IT(inst), LU, NL, NO, SE, SG(inst)
Manager	Unigestion SA
Custodian	JP Morgan Bank Luxembourg S.A.
Ongoing charges¹	1.14%

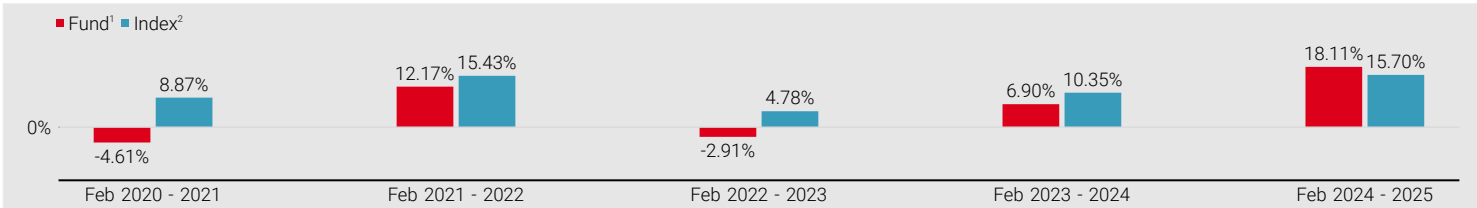
*Ongoing charges include the management fee (which is fixed at 0.8% per year), the management company fees, the custody fees and remaining administrative fees and are updated on a quarterly basis. This list is not exhaustive and further information is available in the prospectus and the Key information document.

Performance snapshot of the share class			
Performance		Fund¹	Index²
		3.03%	3.63%
	Monthly	3.03%	3.63%
	3 months	6.80%	9.79%
	Year to date	8.53%	10.94%
	Year over year	18.11%	15.70%
	3 years (p.a.)	7.03%	10.19%
	5 years (p.a.)	5.58%	10.95%
	since inception (p.a.)	4.36%	7.80%
Volatility	3 years	11.46%	13.70%
	since inception	14.16%	16.63%
Performance/Volatility over 3 years (p.a.)		0.61	0.74
Tracking Error 3 years			5.29%
Beta 3 years			0.77

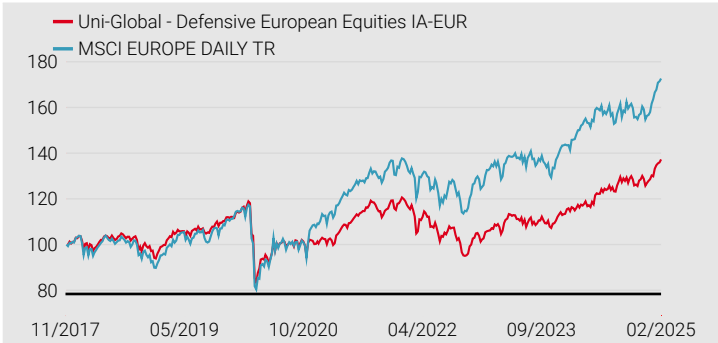
HISTORICAL PERFORMANCE OF THE SHARE CLASS*

	Jan	Feb	Mar	Apr	May	Jun	Jul	Aug	Sep	Oct	Nov	Dec	YTD	
													Fund¹	Index²
2025	5.33%	3.03%											8.53%	10.94%
2024	2.68%	-0.24%	2.30%	-1.13%	3.97%	1.37%	1.90%	2.63%	-0.93%	-1.93%	2.10%	-1.59%	11.48%	8.25%
2023	3.59%	2.20%	0.70%	3.36%	-3.25%	1.26%	0.60%	-0.90%	-1.05%	-1.12%	4.14%	0.75%	10.48%	14.09%
2022	-3.20%	-4.10%	-0.27%	0.48%	-2.74%	-5.50%	4.71%	-5.55%	-6.58%	4.83%	4.40%	-1.51%	-14.87%	-8.49%
2021	-1.69%	-0.34%	6.42%	1.05%	3.77%	1.62%	2.60%	1.32%	-4.33%	2.87%	-0.92%	5.14%	18.39%	24.97%

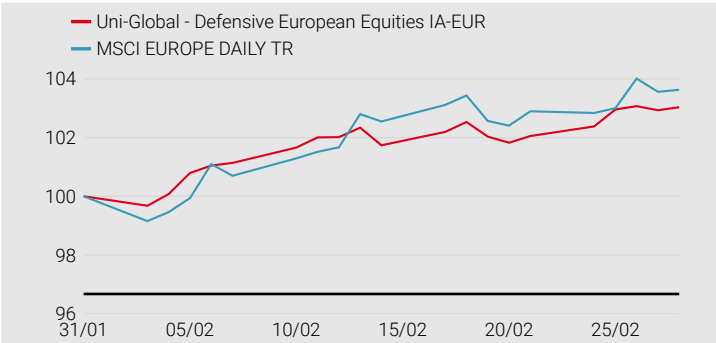
PERFORMANCE 12 ROLLING MONTHS OVER THE LAST 5 YEARS OF THE SHARE CLASS*



PERFORMANCE SINCE INCEPTION OF THE SHARE CLASS (REBASED NAVS)*



INTRA-MONTHLY PERFORMANCE OF THE SHARE CLASS (REBASED NAVS)*



1 Uni-Global - Defensive European Equities IA-EUR
2 MSCI EUROPE DAILY TR
Sources: Unigestion, Bloomberg

UNI-GLOBAL - DEFENSIVE EUROPEAN EQUITIES IA-EUR

Fund of the part I Luxembourg SICAV, Uni-Global, UCITS compliant

MARKET COMMENT (BASED ON THE SICAV REFERENCE CURRENCY)

European markets enjoyed a strong performance during February, rising 3.6% in Euro terms. The market was supported by a strong performance in Financials, with Banks in particular outperforming the wider index. By contrast, Information Technology was dragged lower by the broader malaise in the sector emanating from the US. Reflecting the growing geopolitical rift between Europe and the US, Defense names were very strong on the month. In this context, the fund increased by 3.01% in February, underperforming its benchmark by 62bp. The MSCI Europe TR Net increased 3.63%. The fund records a positive YTD performance of 8.41%, underperforming its benchmark by 253bp.

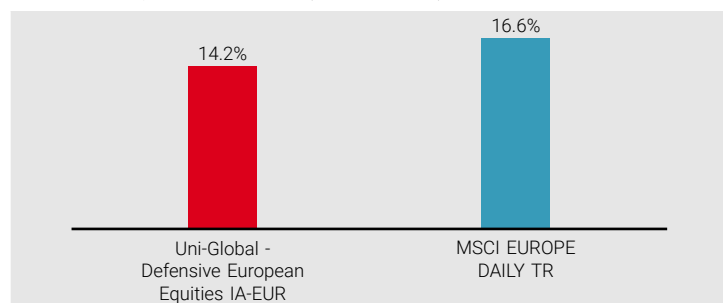
From an industry groups point of view, the selection effect explains the relative underperformance versus its benchmark, while the allocation was slightly favorable. The overexposure to Telecommunication (31bp) and underweight in Semiconductors (28bp) were particularly supportive, partially offset by a detrimental overweight in Commercial Services (-35bp). In terms of selection, the stock picking in Pharmaceuticals (-41bp) and Commercial Services (-34bp) was costly.

By country, the selection effect explains the relative underperformance, while the allocation was slightly advantageous. The stock picking in Spain (-70bp), Germany (-37bp) and the Netherlands (-36bp) generated the strongest relative losses. By contrast, the selection in Italy (30bp) was supportive. In terms of allocation, the overweight in Spain (44bp) added to the relative performance.

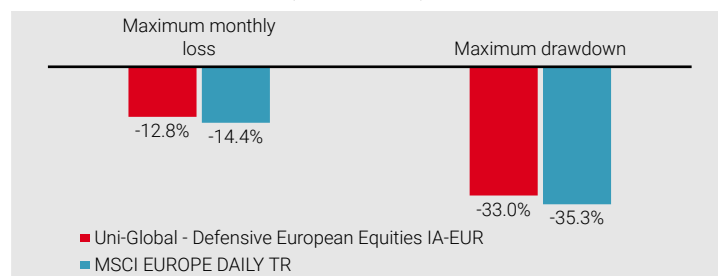
With a positive contribution of 26bp, not holding ASML in the portfolio, a Dutch company operating in the Semiconductors sector, was the top contributor to excess returns. Conversely, the overexposure to Wolters Kluwer, a Dutch corporation operating in the Commercial Services industry, was the largest detractor with -48bp.

RISK

Chart of volatility of the share class (since inception)*



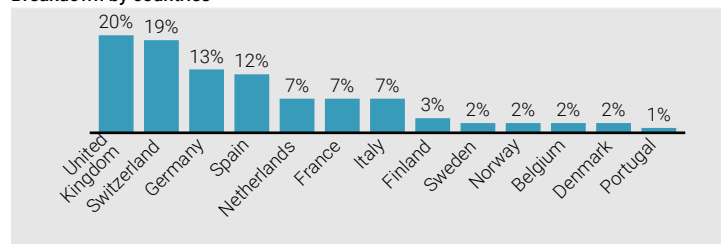
Maximum loss of the share class (since inception)*



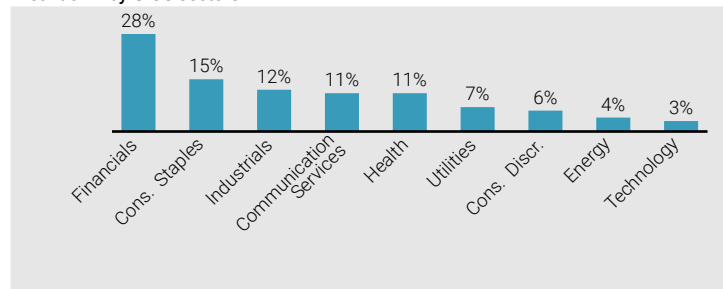
PORTFOLIO AS OF 28.02.2025

Holdings	
Number of holdings	69
Average holding weight	1.41%
The 5 largest holdings	
NOVARTIS AG-REG - in CHF	3.84%
DEUTSCHE TELEKOM AG-REG - in EUR	3.15%
HSBC HOLDINGS PLC - in HKD	3.11%
UNILEVER PLC - in GBP	3.05%
SAP SE - in EUR	2.96%

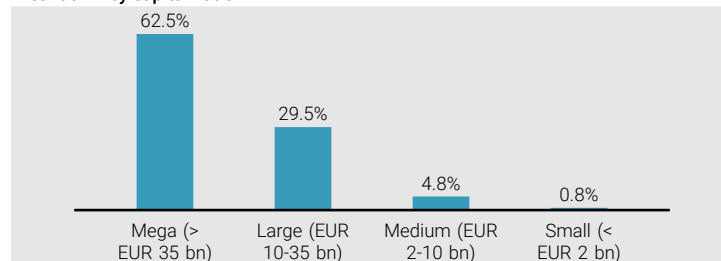
Breakdown by countries



Breakdown by GICS sectors



Breakdown by capitalization



Disclaimer

This report has been prepared for information only and must not be distributed, published, reproduced or disclosed by recipients to any other person. All information provided here are subject to change without notice. All investors must obtain and carefully read the prospectus which contains additional information needed to evaluate the potential investment and provides important disclosures regarding risks, fees and expenses. Historical performance is not an indication of current or future performance. Performance shown does not take account of any fees and costs charged when subscribing or redeeming shares. Data and graphical information herein are for information only. No separate verification has been made as to the accuracy or completeness of these data which may have been derived from third party sources. As a result, no representation or warranty, express or implied, is or will be made by Unigestion as regards the information contained herein. This is a marketing communication. Please refer to the prospectus and to the KIID before making any final investment decisions. The Fund is a compartment of the part I Luxembourg SICAV Uni-Global UCITS compliant. The Swiss representative is Unigestion SA, 8c avenue de Champel, 1206 Geneva. The paying agent in Switzerland is HSBC Private Bank (Suisse) SA, 2 quai du Général Guisan, Case postale 3580, CH-1211 Geneva 3. The prospectus, the articles of association, the key investor information document and the annual and semi-annual reports may be obtained free of charge from the Swiss representative. The key investor information document is available in Spanish, Italian, Dutch, Swedish, Norwegian, Danish, German and in English. A summary of investors rights is included in the prospectus and is available in English in our website www.unigestion.com/funds under the heading "More info". The manager or management company may decide to terminate the arrangements made for the marketing of its collective investment undertakings in accordance with Article 93a of Directive 2009/65/EC and Article 32a of Directive 2011/61/EU. The Global Industry Classification Standard ("GICS") was developed by and is the exclusive property and a service mark of MSCI Inc. ("MSCI") and Standard & Poor's Financial Services LLC ("S&P") and is licensed for use by Unigestion SA. Neither MSCI, S&P, nor any other party involved in making or compiling the GICS or any GICS classifications makes any express or implied warranties or representations with respect to such standard or classification (or the results to be obtained by the use thereof), and all such parties hereby expressly disclaim all warranties of originality, accuracy, completeness, merchantability and fitness for a particular purpose with respect to any of such standard or classification. Without limiting any of the foregoing, in no event shall MSCI, S&P, any of their affiliates or any third party involved in making or compiling the GICS or any GICS classifications have any liability for any direct, indirect, special, punitive, consequential or any other damages (including lost profits) even if notified of the possibility of such damages. The MSCI information may only be used for your internal use, may not be reproduced or disseminated in any form and may not be used as a basis for or a component of any financial instruments or products or indices. None of the MSCI information is intended to constitute investment advice or a recommendation to make (or refrain from making) any kind of investment decision and may not be relied on as such. Historical data and analysis should not be taken as an indication or guarantee of any future performance analysis, forecast or prediction. The MSCI information is provided on an "as is" basis and the user of this information assumes the entire risk of any use made of this information. MSCI, each of its affiliates and each other person involved in or related to compiling, computing or creating any MSCI information (collectively, the "MSCI Parties") expressly disclaims all warranties (including, without limitation, any warranties of originality, accuracy, completeness, timeliness, non-infringement, merchantability and fitness for a particular purpose,) with respect to this information.